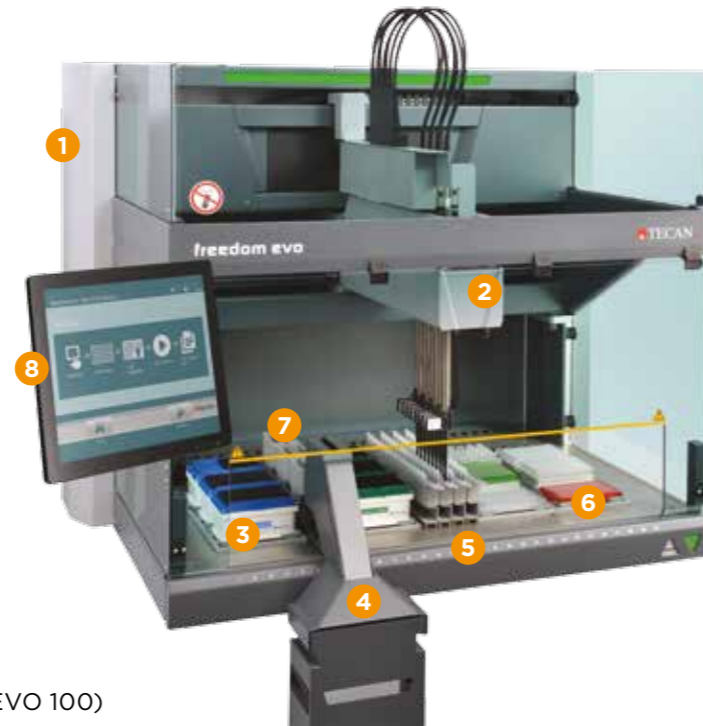


The Freedom EVO® PCR workstation includes:

- 1 Freedom EVO 100
- 2 Air displacement pipetting arm
- 3 Storage for disposable tips
- 4 Waste chute for disposable tips
- 5 Tube racks
- 6 Plate carriers
- 7 Trough racks
- 8 TouchTools™ PCR Wizard software
 - Computer with touchscreen monitor
 - Freedom EVOware® Standard software



Optional modules include:

- PosID™ integrated barcode scanner for tubes and plates
- Cooling carriers for PCR plates and reagents
- Normalization Wizard
- TouchTools Nucleic Acid Purification Wizard
- Freedom EVO 150 or 200 (instead of Freedom EVO 100)

Service and training are a Tecan attribute

Tecan's service and training products are designed to ensure your systems's productivity. Our global network of certified field service specialists delivers a high level of support when you need it. Services are provided through a range of TeCare™ Service Contract Options or on demand.

Empowering users through training ensures maximum productivity from Tecan products. Tecan delivers trainings to meet the needs of diverse users through classroom, onsite, and online settings.

.....
Australia +61 3 9647 4100 **Austria** +43 62 46 89 33 **Belgium** +32 15 42 13 19 **China** +86 21 220 63 206 **Denmark** +45 70 23 44 50 **France** +33 4 72 76 04 80
Germany +49 79 51 94 170 **Italy** +39 02 92 44 790 **Japan** +81 44 556 73 11 **Netherlands** +31 18 34 48 17 4 **Singapore** +65 644 41 886 **Spain** +34 93 490 01 74
Sweden +46 8 750 39 40 **Switzerland** +41 44 922 89 22 **UK** +44 118 9300 300 **USA** +1 919 361 5200 **Other countries** +43 62 46 89 33
.....

Tecan Group Ltd. makes every effort to include accurate and up-to-date information within this publication, however, it is possible that omissions or errors might have occurred. Tecan Group Ltd. cannot, therefore, make any representations or warranties, expressed or implied, as to the accuracy or completeness of the information provided in this publication. Changes in this publication can be made at any time without notice. All mentioned trademarks are protected by law. In general, the trademarks and designs referenced herein are trademarks, or registered trademarks, of Tecan Group Ltd., Männedorf, Switzerland. A complete list may be found at <http://www.tecan.com/trademarks>. Product names and company names that are not contained in the list but are noted herein may be the trademarks of their respective owners. For technical details and detailed procedures of the specifications provided in this document please contact your Tecan representative.

Tecan is in major countries a registered trademark of Tecan Group Ltd., Männedorf, Switzerland.
© 2016 Tecan Trading AG, Switzerland, all rights reserved.

For research use only. Not for use in diagnostic procedures.

www.tecan.com



Freedom EVO®

PCR workstation.

EFFORTLESS PCR SET-UP WITH THE POWERFUL TOUCHTOOLS™ PCR WIZARD



398126 V2.0 03-2016 3011832



Looking for effortless touchscreen operation and step-by-step instructions to set up PCR reactions?

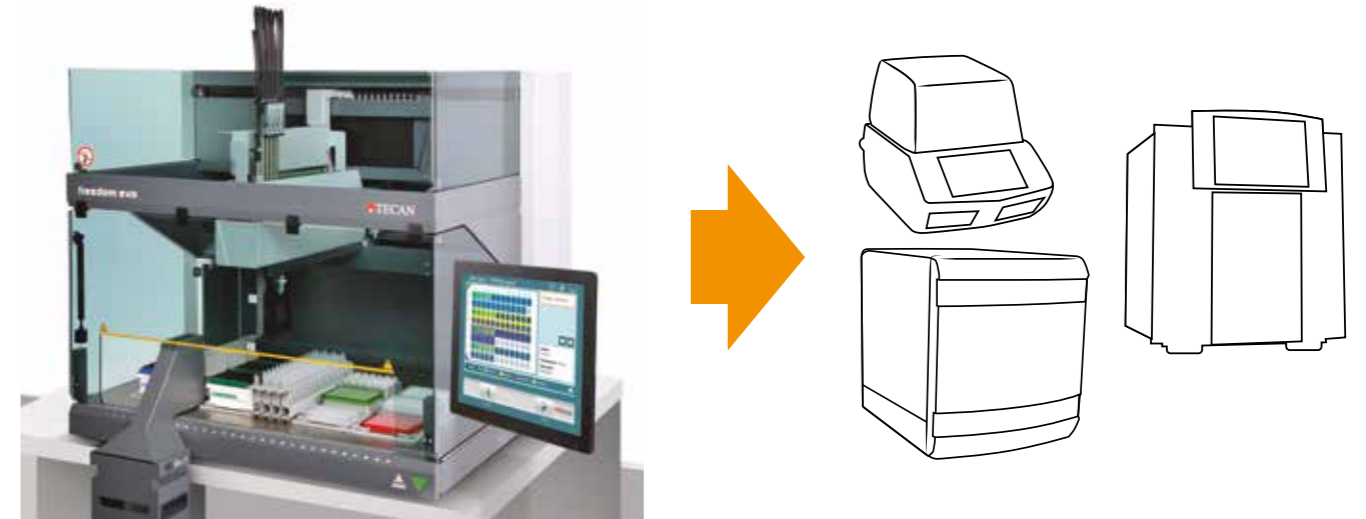
The TouchTools™ PCR Wizard offers straightforward automation of PCR reaction set-up on the Freedom EVO® PCR workstation, using the high precision Air displacement pipetting arm (Air LiHa).

The Wizard simplifies reaction set-up for a wide range of applications - from end-point, real-time and multiplex PCR protocols, to sequencing, genotyping and gene expression methods, as well as pathogen and mutagenesis detection.

Seamless data transfer to Bio-Rad and Life Technologies real-time cyclers avoids transcription errors, and optional integrated sample tracking further increases process security.

The PCR Wizard's intuitive TouchTools interface helps to reduce training time and costs for research and diagnostic laboratories.

Seamless data transfer



5-STEP PCR SET-UP

Simplify your laboratory workflow with flexible and user-friendly 5-step PCR set-up:

1. Select samples
2. Verify PCR plate layout
3. Load worktable
4. Watch progress information
5. Export data to qPCR instrument



WORKTABLE LOADING

Loading the worktable is effortless with visual prompts to identify where each reagent, sample and labware should be placed, and exact information on the quantity and volume of each item necessary to complete the run.

3



DATA INPUT OPTIONS

To accommodate a variety of workflows, the PCR Wizard allows sample and Master Mix information to be entered manually, imported from a file or identified by barcode scanning.

1



PROGRESS OF PROTOCOL

Bright, easy-to-interpret runtime screens allow users to check on the status of a run while performing other tasks around the laboratory.

4

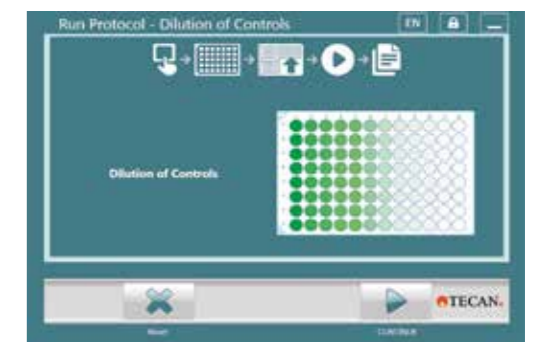


PLATE LAYOUT OPTIMIZATION

Users can quickly and easily optimize 96- and 384-well PCR plate layouts to meet specific workflow needs, allowing up to 96 Master Mixes and multiple PCR plates per run, with their own controls and dilution curves.

2



SEAMLESS DATA TRANSFER

After each run, you can print plate layout information or directly transfer it to a Bio-Rad or Life Technologies real-time cycler with a USB stick or by LIMS for further analysis.

5

